



# CONCEALED FASTENER & COMMERCIAL PANEL COLOR CHART

Colors shown for reference only. For true color representation, please request a pre-painted metal sample.

## EZ SNAP, FLUSH PANEL AND BOARD & BATTEN



DARK GRAY




WHITE



COUNTRY BLUE



FOREST GREEN




WEATHERED COPPER



BLACK



ONYX BLACK TEX




W. COPPER TEX



CEDAR NATURAL



CEDAR GREY




BARNWOOD

## 26 GA & 24 GA 7/8 WAVE PANEL



ZINCALUME



DARK GRAY



BLACK



WEATHERED STEEL  
22 GA



WEATHERED COPPER

## 26 & 24 GAUGE - HUSKY HI-RIB



ZINC



WHITE



LIGHT STONE



DARK GRAY  
26 GA ONLY

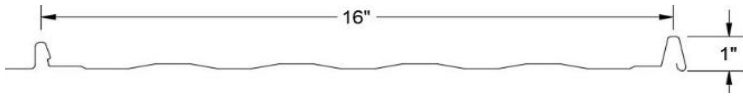


WEATHERED COPPER  
26 GA ONLY

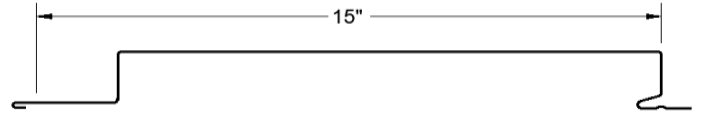

# PANEL PROFILES

**EZ SNAP PANEL - 16" X 1" RIB HEIGHT**

**BOARD & BATTEN - 16" x 3/4" HEIGHT**



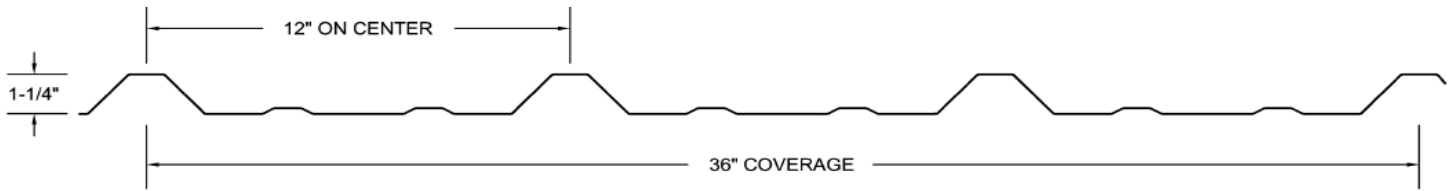
**FLUSH RIB HEIGHT - 15" x 1.5" HEIGHT**



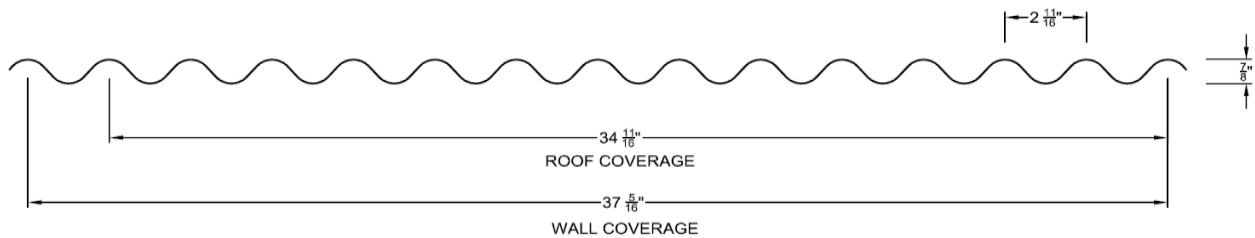
**NO REVEAL**

**WITH REVEAL**

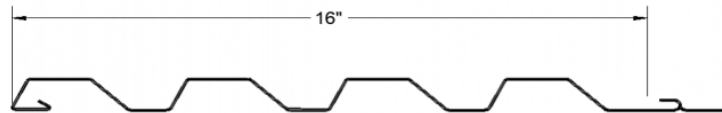
**HUSKY HIGH RIB PANEL - 36" X 1-1/4" RIB HEIGHT**



**7/8 WAVE PANEL**

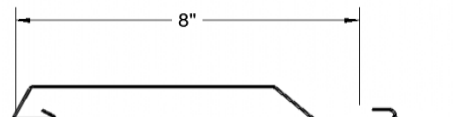
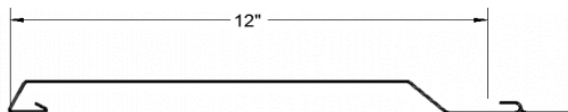


**VERSA 16 WALL PANEL - SPECIAL ORDER 22 or 24 GA**

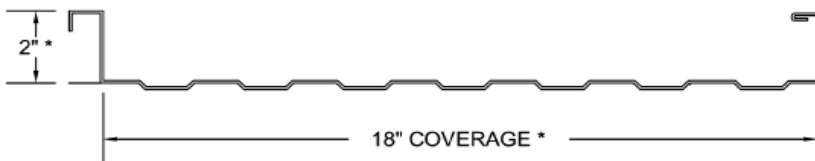


**VERSA 12 WALL PANEL**

**VERSA 8 WALL PANEL**



**STANDING SEAM PANEL - SPECIAL ORDER - 22 or 24 GAUGE**



This panel is also available in:


- \* 16" and 12" Coverage
- \* 1-1/2" Rib Height



# EXPOSED FASTENER ROOFING & WALL COLOR CHART

Colors shown for reference only. For true color representation, please request a pre-painted metal sample.


## 29 GA SMP Paint System



ZINC



WHITE



LIGHT STONE



COPPER PENNY



BRICK RED



LIGHT GRAY



DENALI GREEN



WEATHERED COPPER



TAHOE BLUE



DARK GRAY



EVERGREEN



MEDIUM BROWN




OCEAN BLUE



BLACK




FOREST GREEN



DARK BROWN




ONYX BLACK TEX



BLUE GREY TEX



WEATHERED COPPER TEX




REAL TREE CAMO



NATURAL CEDAR



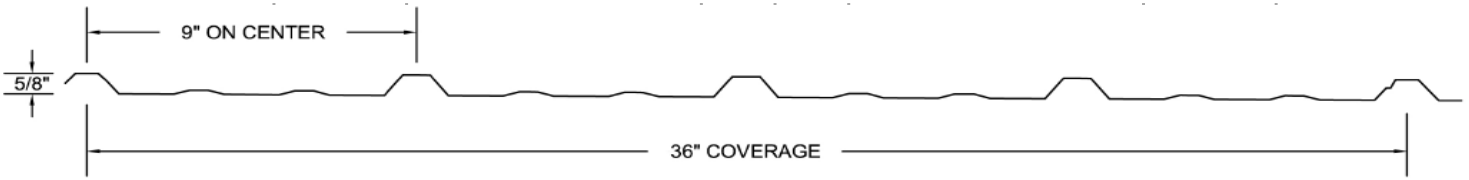
GREY CEDAR



BARNWOOD

# PANEL PROFILES

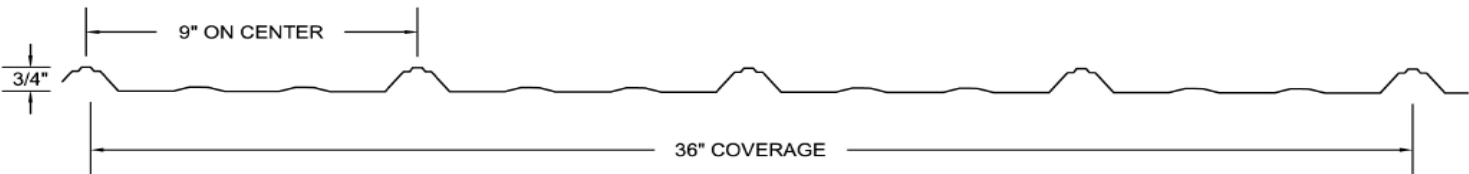
## NORSTAR PANEL, 5/8" RIB HEIGHT



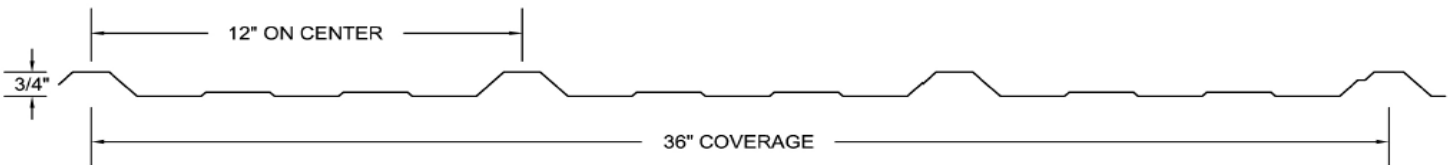
## NORSTAR REVERSED OR SOFFIT PANEL, 5/8" RIB HEIGHT



## TOUGH RIB, 3/4" RIB HEIGHT



## HUSKY PANEL, 3/4" RIB HEIGHT



## MESA, 3/16" RIB HEIGHT

